



A parental guide to RM unify and **Google Classroom.**

In addition to the weekly remote learning logs, a class teacher from each year group will keep in touch with pupils using **Google meets** through **Google Classroom**. Please read this guide below which will help you access Google Classroom. A timetable will be sent via email each Friday, alongside the weekly remote learning log, with the times for live video sessions with a class teacher for the following week.

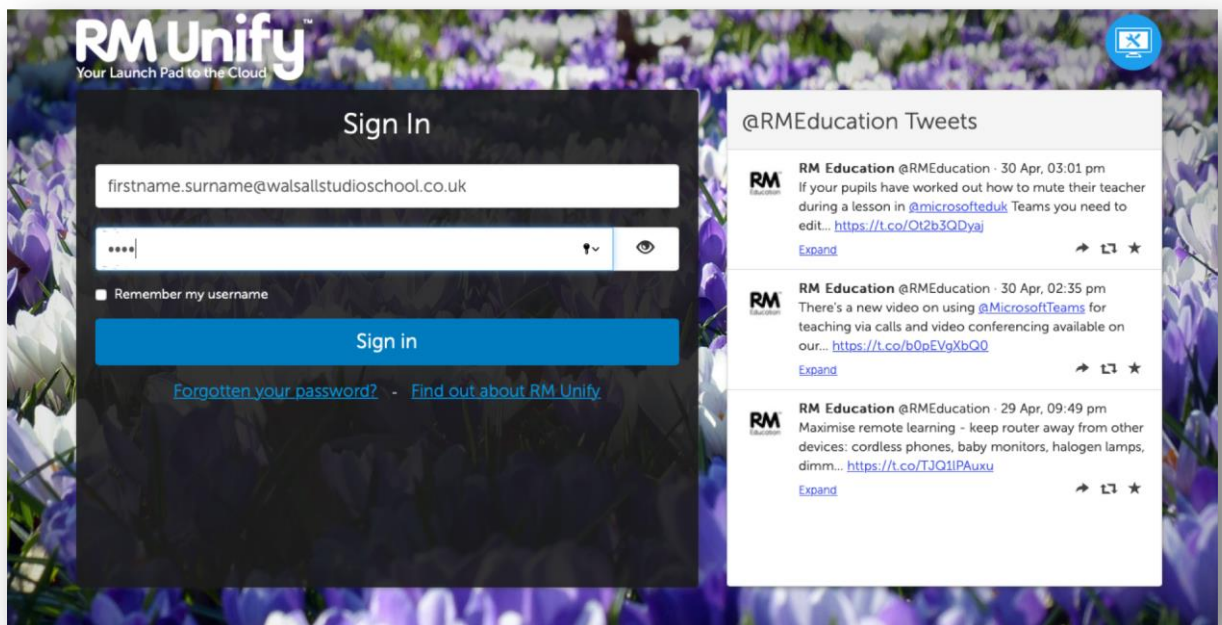
RM Unify

You can access **Google Classroom** and **Purple Mash** from **RM Unify**. To log on head to www.rmunify.com

Type in your username and password. Remember to add @meadowsideprimary.org to your username.

For example, username: johnsmith would be johnsmith@meadowsideprimary.org

If you are having difficulty logging into your RM Unify account, or you need a new password, please contact your child's class teacher using the year group email addresses.



RM Unify

When you have logged in, you will be able to find **Google Classroom** and **Purple Mash** from the launch pad. Click on the tile to access them.

The screenshot shows the RM Unify Launch Pad interface for Meadowside Primary School. The browser address bar shows <https://rmunify.com>. The page features a search bar for launch pads and a grid of application tiles. The tiles include:

- Accelerated Reader (Renaissance Learning)
- Google Classroom (G Suite)
- Purple Mash (Simple Software Limited)
- Scratch Website
- Google Drive (G Suite)
- Times Table Rock Stars
- SAT's Bootcamp (Login Page)
- thinkuknow (CEOP)
- BBC Languages (BBC)
- Charanga Login (Charanga Login)
- Numbots (Pupil Login)
- Spelling Shed

At the bottom of the page, there is a copyright notice: © 2020 RM Education Ltd, and links for [Accessibility](#), [Terms & conditions](#), and [RM Unify cookies](#).

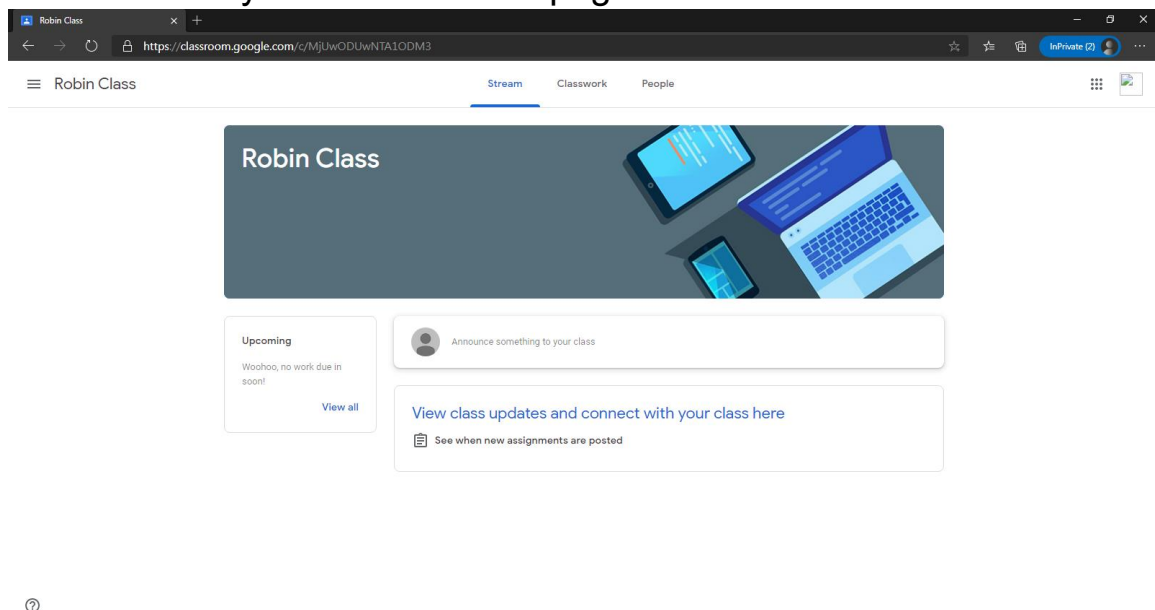
Google Classroom

Opening **Google Classroom** from **RM Unify** will take you Google Classroom's homepage.

Click **continue**. Click **I'm a student**.

On this home page you will find your class. Click on **join**.

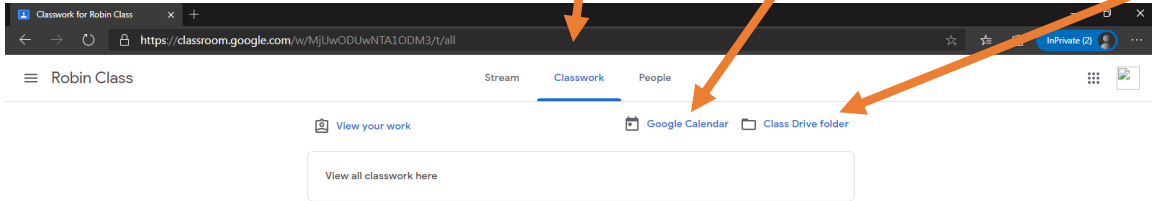
You will be at your class's home page and can see the class stream.



Any upcoming meetings, assignments or any messages will be listed in the stream.

Google Classroom

On the second Tab you can view classwork, the class calendar and the class drive.



?

Assignments, when created will be listed here.

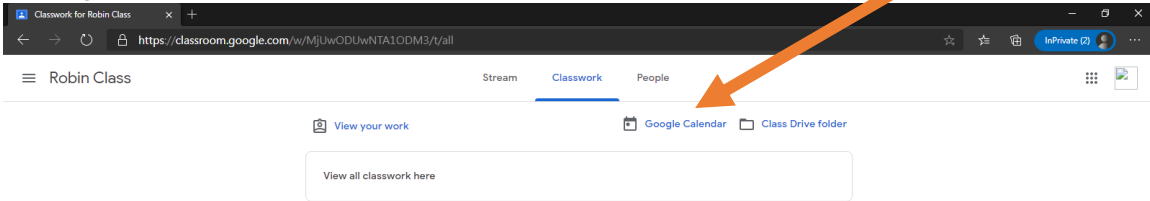
You can view upcoming appointments/meetings in the calendar and also join any sessions that are currently active.

The class drive is a shared storage section for use by the pupils and teachers.

Google Classroom

To join a class meeting:

Navigate to the class calendar as described above.



②

Click on the calendar entry and then click on the 'Join with Google Meet' button

